仲間分け①（りんご，バナナ，ぶどう）

教材の作り方

① 「りんご，バナナ，ぶどう」のページを印刷する。
② はさみ又はカッターでそれぞれの形を切る。
③ お菓子の区切りなどを利用してりんご，バナナ，ぶどう，それぞれを入れていく容器を用意する。
④ それぞれの容器にりんごとバナナとぶどうのイラストを取り付ける。

使ってみて・・・

食に対して興味がある方は，特に意欲的に行います。鮮やかな色が分かりやすいようです。他の果物を使ってもいいと思います。

この教材が簡単な課題である方も目をそらさず，「よく物を見る」練習になります。